



ATTENTION
OBSERVE PRECAUTIONS
FOR HANDLING
ELECTROSTATIC
DISCHARGE
SENSITIVE
DEVICES

Part Number: KAA-3528BRGS-08

Blue
Hyper Red
Green

Features

- Suitable for all SMT assembly and solder process.
- Available on tape and reel.
- Package: 2000pcs / reel.
- Moisture sensitivity level : level 3.
- RoHS compliant.

Description

The Blue source color devices are made with InGaN on Sapphire Light Emitting Diode.

The Hyper Red source color devices are made with Al-GaN on GaAs substrate Light Emitting Diode.

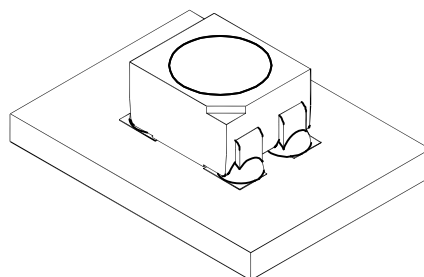
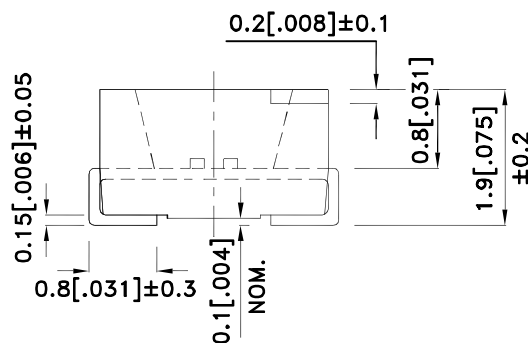
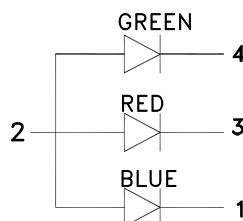
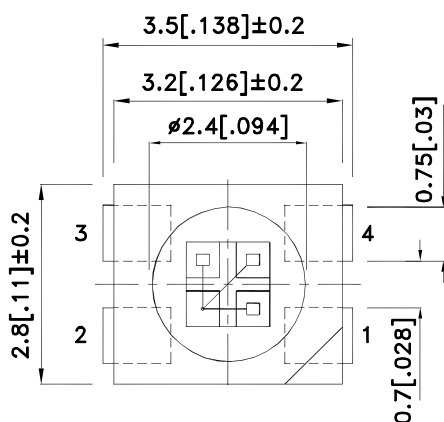
The Green source color devices are made with InGaN on Sapphire Light Emitting Diode.

Static electricity and surge damage the LEDs.

It is recommended to use a wrist band or anti-electrostatic glove when handling the LEDs.

All devices, equipment and machinery must be electrically grounded.

Package Dimensions



Notes:

1. All dimensions are in millimeters (inches).
2. Tolerance is $\pm 0.25(0.01")$ unless otherwise noted.
3. The specifications, characteristics and technical data described in the datasheet are subject to change without prior notice.
4. The device has a single mounting surface. The device must be mounted according to the specifications.

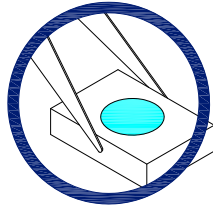


Handling Precautions

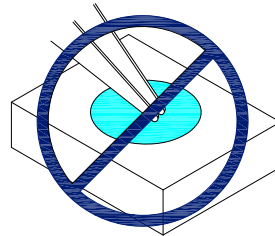

Compare to epoxy encapsulant that is hard and brittle, silicone is softer and flexible. Although its characteristic significantly reduces thermal stress, it is more susceptible to damage by external mechanical force.

As a result, special handling precautions need to be observed during assembly using silicone encapsulated LED products. Failure to comply might lead to damage and premature failure of the LED.

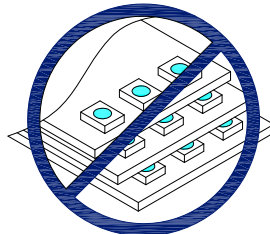
1. Handle the component along the side surfaces by using forceps or appropriate tools.



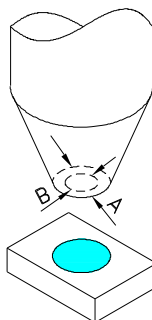
2. Do not directly touch or handle the silicone lens surface. It may damage the internal circuitry.



3. Do not stack together assembled PCBs containing exposed LEDs. Impact may scratch the silicone lens or damage the internal circuitry.



- 4.1. The inner diameter of the SMD pickup nozzle should not exceed the size of the LED to prevent air leaks.
- 4.2. A pliable material is suggested for the nozzle tip to avoid scratching or damaging the LED surface during pickup.
- 4.3. The dimensions of the component must be accurately programmed in the pick-and-place machine to insure precise pickup and avoid damage during production.



5. As silicone encapsulation is permeable to gases, some corrosive substances such as H_2S might corrode silver plating of leadframe. Special care should be taken if an LED with silicone encapsulation is to be used near such substances.

Detailed application notes are listed on our website.

http://www.kingbright.com/application_notes

Selection Guide

| Part No. | Dice | Lens Type | Iv (mcd) [2] @ 20mA | | Viewing Angle [1] |
|-----------------|---------------------|-------------|------------------------|------|----------------------|
| | | | Min. | Typ. | 2θ1/2 |
| KAA-3528BRGS-08 | Blue (InGaN) | Water Clear | 55 | 100 | 120° |
| | Hyper Red (AlGaInP) | | 55 | 110 | |
| | Green (InGaN) | | 400 | 500 | |

Notes:

1. θ1/2 is the angle from optical centerline where the luminous intensity is 1/2 of the optical peak value.
2. Luminous intensity/ luminous Flux: +/-15%.
3. Luminous intensity value is traceable to the CIE127-2007 compliant national standards.

Electrical / Optical Characteristics at TA=25°C

| Symbol | Parameter | Device | Typ. | | Max. | Units | Test Conditions |
|--------|--------------------------|----------------------------|--------------------|----------------------|----------------|-------|-----------------|
| λpeak | Peak Wavelength | Blue Hyper Red Green | 468 650 515 | *468 *645 *515 | | nm | IF=20mA |
| λD [1] | Dominant Wavelength | Blue Hyper Red Green | 470 630 525 | *470 *630 *525 | | nm | IF=20mA |
| Δλ1/2 | Spectral Line Half-width | Blue Hyper Red Green | 25 28 30 | | | nm | IF=20mA |
| C | Capacitance | Blue Hyper Red Green | 100 35 45 | | | pF | VF=0V;f=1MHz |
| VF [2] | Forward Voltage | Blue Hyper Red Green | 3.3 1.95 3.3 | 4 2.5 4.1 | | V | IF=20mA |
| IR | Reverse Current | Blue Hyper Red Green | | | 50 10 50 | uA | VR=5V |

Notes:

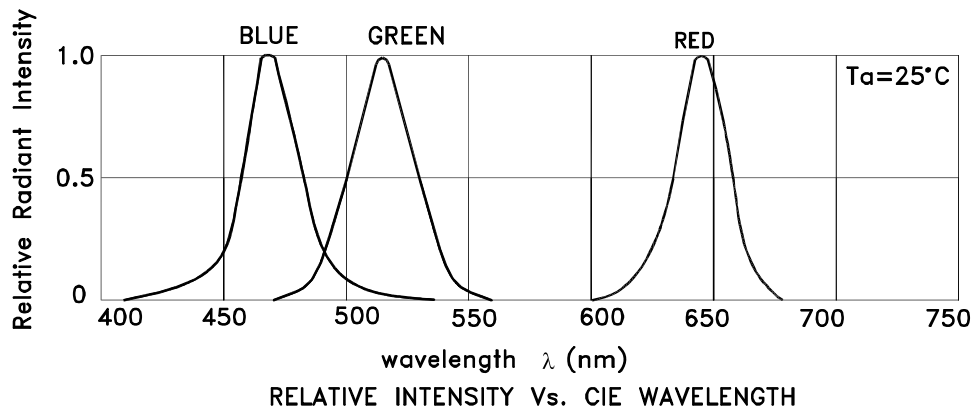
1. Wavelength: +/-1nm.
 2. Forward Voltage: +/-0.1V.
- * Wavelength value is traceable to the CIE127-2007 compliant national standards.

Absolute Maximum Ratings at TA=25°C

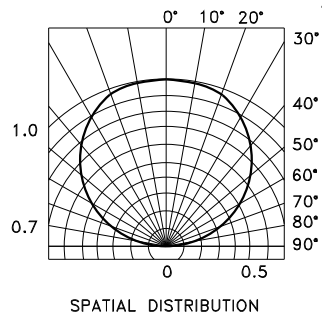
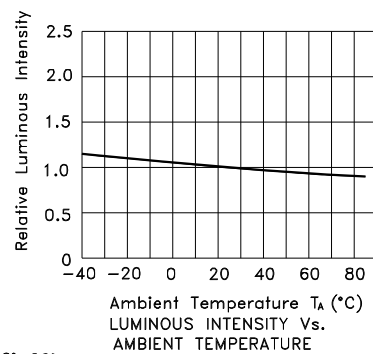
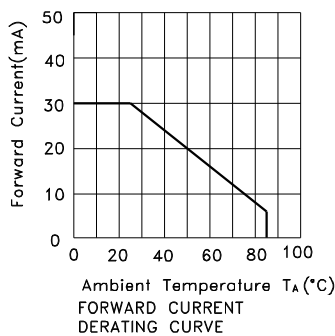
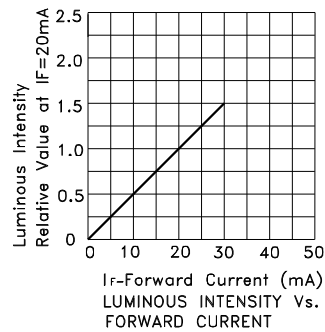
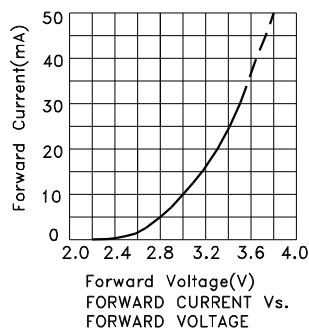
| Parameter | Blue | Hyper Red | Green | Units |
|--------------------------|----------------|-----------|-------|-------|
| Power dissipation | 120 | 75 | 123 | mW |
| DC Forward Current | 30 | 30 | 30 | mA |
| Peak Forward Current [1] | 150 | 185 | 150 | mA |
| Reverse Voltage | 5 | | | V |
| Operating Temperature | -40°C To +85°C | | | |
| Storage Temperature | -40°C To +85°C | | | |

Notes:

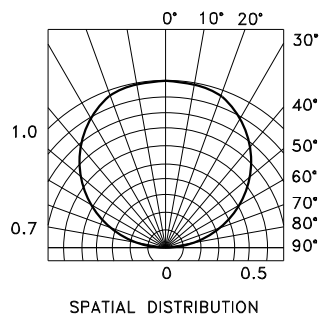
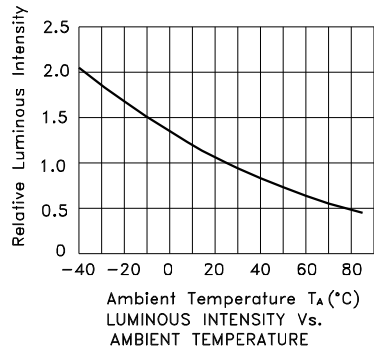
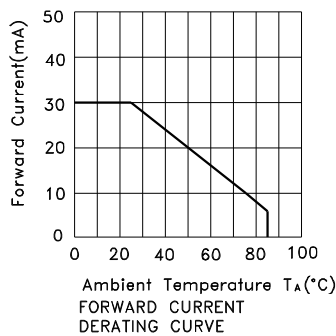
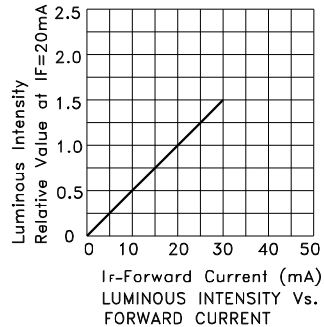
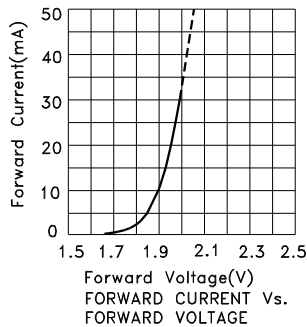
1. 1/10 Duty Cycle, 0.1ms Pulse Width.



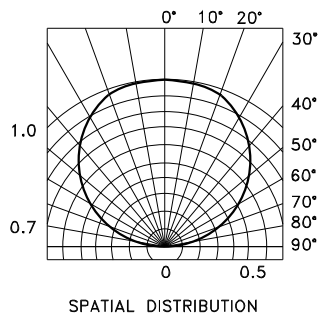
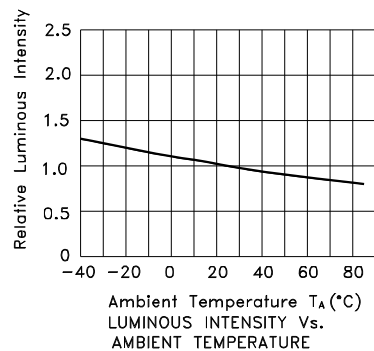
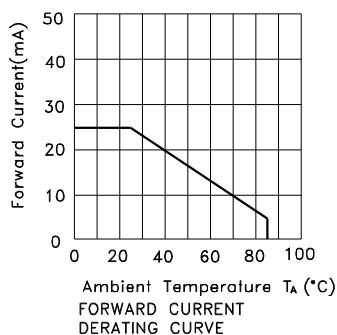
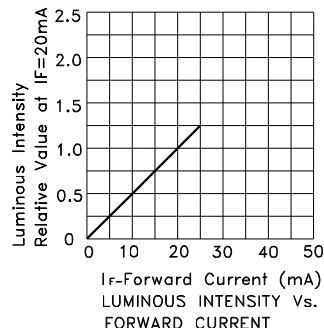
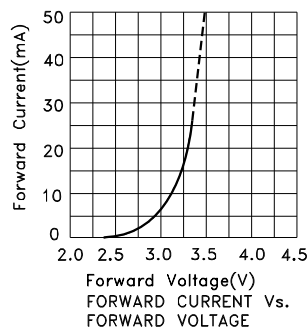
KAA-3528BRGS-08 Blue



Hyper Red



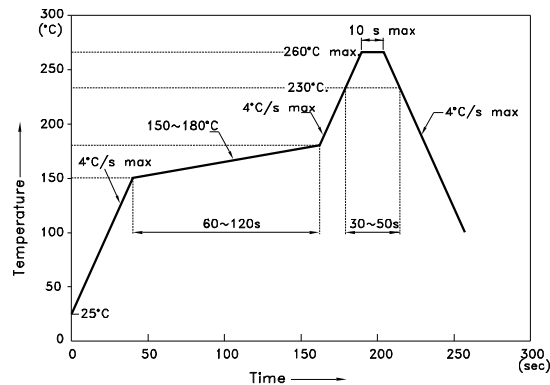
Green



KAA-3528BRGS-08

Reflow soldering is recommended and the soldering profile is shown below.
Other soldering methods are not recommended as they might cause damage to the product.

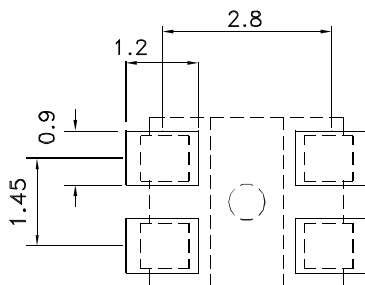
Reflow Soldering Profile For Lead-free SMT Process.



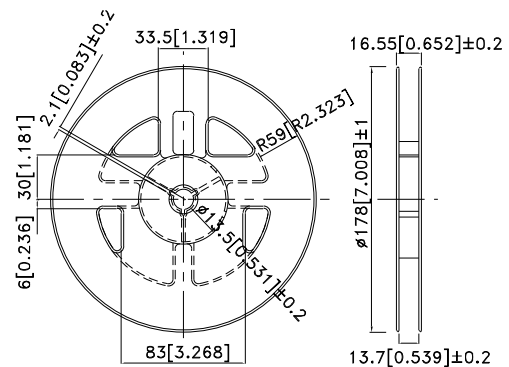
NOTES:

1. We recommend the reflow temperature 245°C(+/-5°C). The maximum soldering temperature should be limited to 260°C.
2. Don't cause stress to the epoxy resin while it is exposed to high temperature.
3. Number of reflow process shall be 2 times or less.

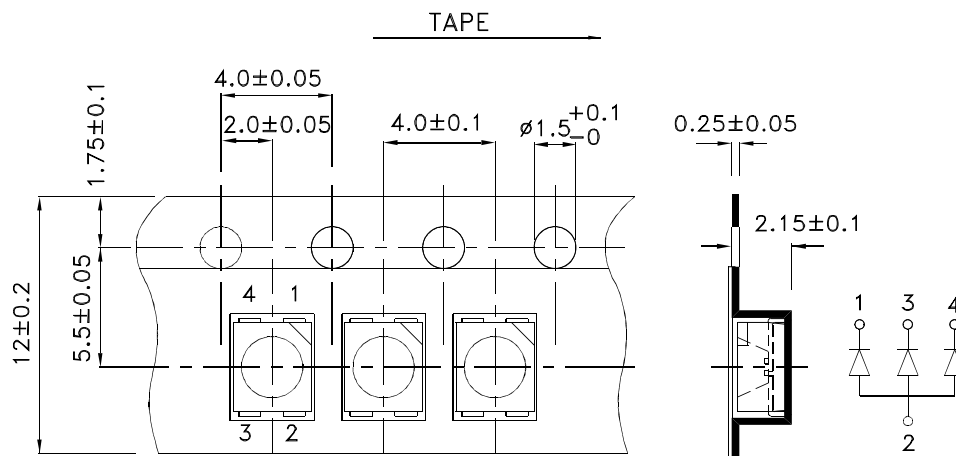
Recommended Soldering Pattern (Units : mm; Tolerance: ± 0.1)



Reel Dimension

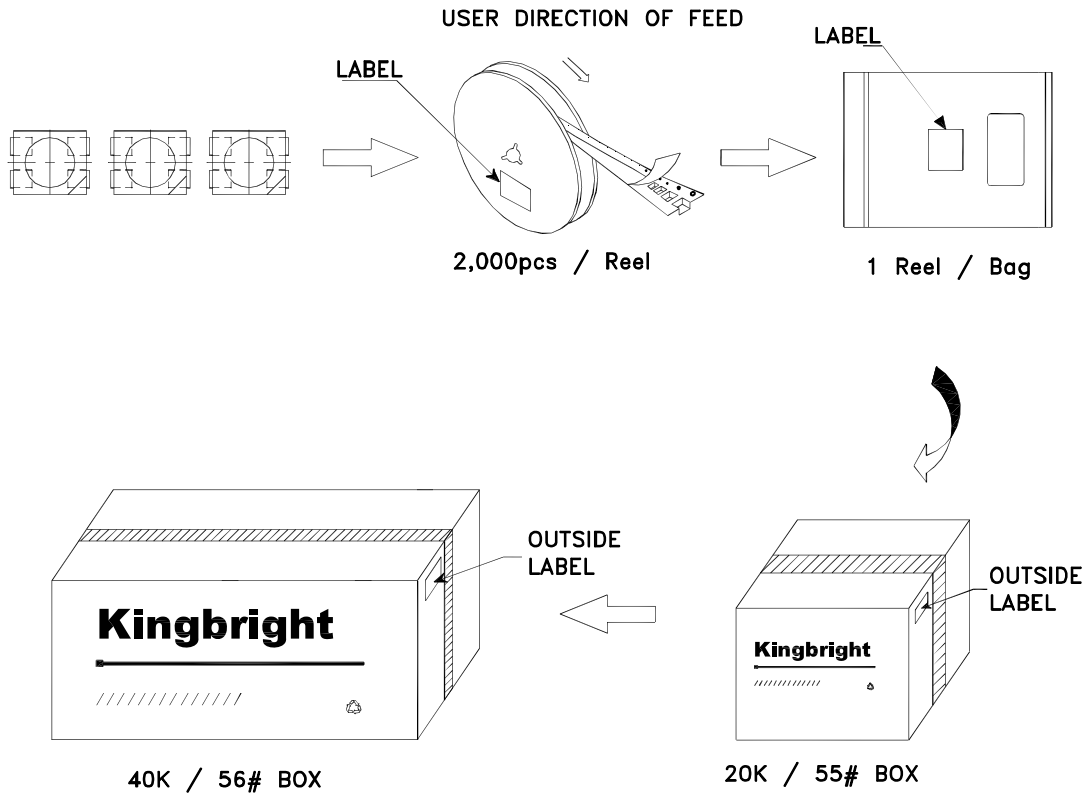



Tape Dimensions (Units : mm)



PACKING & LABEL SPECIFICATIONS

KAA-3528BRGS-08



| | |
|--|---|
| Kingbright | |
| P/NO: KAA-3528xxx | |
| QTY: 2,000 pcs | Q.C. <div>Q C XX XX XXXX PASSED</div> |
| S/N: XXXX | |
| CODE: XXX | |
| LOT NO: | |
|  xxxxxxxxxxxxxxxxxxxxxxxxxxxxxxxx | |
| RoHS Compliant | |